



| SERVICE               |         | PRP                 | ESP |
|-----------------------|---------|---------------------|-----|
| POWER                 | kVA     | 30                  | 33  |
| POWER                 | kW      | 24                  | 26  |
| RATED SPEED           | r.p.m.  | 1.500               |     |
| STANDARD VOLTAGE      | V       | 400/230             |     |
| AVAILABLE VOLTAGES    | V       | 230/132 · 230 V (t) |     |
| RATED AT POWER FACTOR | Cos Phi | 0,8                 |     |



## INDUSTRIAL RANGE

GENELEC Company with quality certification ISO 9001 Version 2015

Les groupes électrogènes GENELEC sont conformes au marché CE qui comporte les directives suivantes :

- 2006/42/CE: 2008 Sécurité des machines
- 2014/30/UE de compatibilité électromagnétique
- 2014/35/UE matériel électrique destiné à être employé dans certaines limites de tension
- 2000/14/CE émission sonore de machines à usage à l'air libre (modifiée par 2005/88/CE)
- EN 12100, EN 13857, EN 60204

Ambient conditions of reference according to ISO 8528-1:2018 normative: 1000 mbar, 25°C, 30% relative humidity.

Prime Power (PRP):

According to ISO 8528-1:2018, Prime power is the maximum power which a generating set is capable of delivering continuously whilst supplying a variable electrical load when operated for an unlimited number of hours per year under the agreed operating conditions with the maintenance intervals and procedures being carried out as prescribed by the manufacturer. The permissible average power output (Ppp) over 24 h of operation shall not exceed 70 % of the PRP.

Emergency Standby Power (ESP):

According to ISO 8528-1:2018, Emergency standby power is the maximum power available during a variable electrical power sequence, under the stated operating conditions, for which a generating set is capable of delivering in the event of a utility power outage or under test conditions for up to 200 h of operation per year with the maintenance intervals and procedures being carried out as prescribed by the manufacturers. The permissible average power output over 24 h of operation shall not exceed 70 % of the ESP

Continuous Power (COP): According to Standard ISO 8528-1:2018, this is the maximum power available for continuous loads for unlimited running hours a year between the maintenance times recommended by the manufacturer under the environmental conditions established by the same.

G2 class load acceptance in accordance with ISO 8528-5:2013



## STANDARD SOUNDPROOFING



B10



WATER-COOLED



THREE PHASE



50 HZ



NON COMPLYING 97/68/EC



DIESEL

Genelec has the right to modify any feature without prior notice.

Weights and dimensions based on standard products. Illustrations may include optional equipment.

Technical data described in this catalogue correspond to the available information at the moment of printing.

The illustrations and images are indicative and may not coincide in their entirety with the product.

Industrial design under patent.



## Engine Specifications | 1.500 r.p.m.

|                                     |                             |          |
|-------------------------------------|-----------------------------|----------|
| Rated Output (PRP)                  | kW                          | 27,8     |
| Rated Output (ESP)                  | kW                          | 30,8     |
| Manufacturer                        | HIMOINSA                    |          |
| Model                               | 4HD25 TC5                   |          |
| Engine Type                         | 4-stroke diesel             |          |
| Injection Type                      | Direct                      |          |
| Aspiration Type                     | Turbocharged                |          |
| Number of cylinders and arrangement | 4-L                         |          |
| Bore and Stroke                     | mm                          | 90 x 100 |
| Displacement                        | L                           | 2,54     |
| Cooling System                      | Liquid (water + 50% glycol) |          |
| Lube Oil Specifications             | API CF4, SAE 15W40          |          |
| Compression Ratio                   | 17,5:1                      |          |

|   |                           |            |
|---|---------------------------|------------|
| Fuel Consumption ESP                        | l/h                       | 8,4        |
| Fuel Consumption 100% PRP                   | l/h                       | 7,6        |
| Fuel Consumption 75 % PRP                   | l/h                       | 5,7        |
| Fuel Consumption 50 % PRP                   | l/h                       | 4          |
| Fuel Consumption 25 % PRP                   | l/h                       | 2,2        |
| Lube oil consumption with full load         | 0,8 % of fuel consumption |            |
| Total oil capacity including tubes, filters | L                         | 6          |
| Total coolant capacity                      | L                         | 10,7       |
| Heat dissipated by coolant                  | kW                        | 16,9       |
| Governor                                    | Type                      | Electrical |
| Air Filter                                  | Type                      | Dry        |



- Diesel engine
- 4-stroke cycle
- Water-cooled
- 12V electrical system
- Water separator filter (no visible level)
- Dry air filter
- Radiator with pusher fan
- HTW sender
- LOP sender
- Electronic governor
- Hot parts protection
- Moving parts protection
- Radiator water level sensor (Opcional).



## Generator Specifications | MECC ALTE

|                            |              |         |
|----------------------------|--------------|---------|
| Manufacturer               | MECC ALTE    |         |
| Model                      | ECP28 VL/4 A |         |
| Poles                      | No.          | 4       |
| Connection type (standard) | Star-series  |         |
| Mounting type              | S-3 11*1/2   |         |
| Insulation                 | Class        | H class |

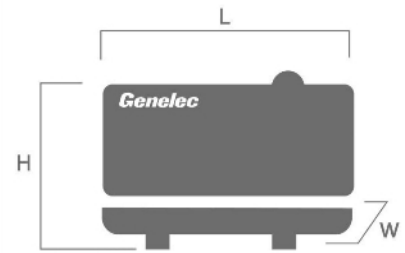
|                                |                                |
|--------------------------------|--------------------------------|
| Enclosure (according IEC-34-5) | IP23                           |
| Exciter system                 | Self-excited, brushless        |
| Voltage regulator              | A.V.R. (Electronic)            |
| Bracket type                   | Single bearing                 |
| Coupling system                | Flexible disc                  |
| Coating type                   | Standard (Vacuum impregnation) |



- Self-excited and self-regulated
- IP23 protection
- H class insulation

## WEIGHT AND DIMENSIONS

|  |                | Standard Version | High Capacity version | High Capacity version |
|--|----------------|------------------|-----------------------|-----------------------|
| Length (L)                               | mm             | 2.100            | 2.100                 | 2.100                 |
| Height (H)                               | mm             | 1.350            | 1.410                 | 1.565                 |
| Width (W)                                | mm             | 975              | 975                   | 975                   |
| Maximum shipping volume                  | m <sup>3</sup> | 2,76             | 2,89                  | 3,2                   |
| Weight with liquids in radiator and sump | Kg             | 990              | 1077                  | 1128                  |
| Fuel tank capacity                       | L              | 100              | 190                   | 330                   |
| Autonomy                                 | Hours          | 18               | 33                    | 58                    |
| Sound pressure level                     | dB(A)@7m       | 67 ± 2,4         | 67 ± 2,4              | 67 ± 2,4              |
|  |                | Plastic tank     | Steel tank            | Steel tank            |



## APPLICATION DATA

### EXHAUST SYSTEM

|   |                     |      |
|---|---------------------|------|
| Maximum exhaust temperature             | °C                  | 550  |
| Exhaust Gas Flow                        | m <sup>3</sup> /min | 5,9  |
| Maximum allowed back pressure           | kPa                 | 6,5  |
| Exhaust Flange Size (external diameter) | mm                  | 65   |
| Heat dissipated by exhaust pipe         | kW                  | 20,6 |

### NECESSARY AMOUNT OF AIR

|                         |                   |       |
|-------------------------|-------------------|-------|
| Intake air flow         | m <sup>3</sup> /h | 126   |
| Cooling Air Flow        | m <sup>3</sup> /s | 1,32  |
| Alternator fan air flow | m <sup>3</sup> /s | 0,088 |

### STARTING SYSTEM

|                     |     |      |
|---------------------|-----|------|
| Starting power      | KW  | 3,5  |
| Starting power      | CV  | 4,76 |
| Recommended battery | Ah  | 120  |
| Auxiliary Voltage   | Vdc | 12   |

### FUEL SYSTEM

|                            |   |          |
|----------------------------|---|----------|
| Fuel Oil Specifications    |   | Diesel   |
| Fuel Tank                  | L | 100      |
| Other fuel tank capacities | L | 190, 330 |



## Soundproofed version

- Steel chassis
- Anti-vibration shock absorbers
- Chassis with integrated fuel tank
- Fuel level gauge
- External emergency stop switch
- Bodywork made from high quality steel plate
- High mechanical strength
- Low noise emissions level
- Soundproofing provided by high-density volcanic rock wool
- Epoxy polyester powder coating
- Full access for maintenance (water, oil and filters, no need to remove the canopy)
- Reinforced lifting hooks for crane hoisting
- Watertight chassis (acts as a double barrier against liquid retention)
- Fuel tank drain plug
- Chassis drain plug
- Chassis ready for future mobile kit installation
- Steel residential silencer -35db(A) attenuation.
- Oil sump extraction kit
- Versatility to assemble a high capacity chassis with a metallic fuel tank
- IP Protection according to ISO 8528-13:2016
- 3 way valve for external fuel supply (available in 1/2" and 3/8" fittings) (Optional).
- Fuel transfer pump (Optional).



## FEATURES OF THE CONTROL UNITS

|                           | M7X                                | CEA 7 | CEC 7 | M7X+CEC7 |
|---------------------------|------------------------------------|-------|-------|----------|
| <b>Generator Readings</b> | Voltage between phases             | ●     | ●     | ●        |
|                           | Voltage between neutral and phase  | ●     | ●     | ●        |
|                           | Current intensities                | ●     | ●     | ●        |
|                           | Frequency                          | ●     | ●     | ●        |
|                           | Apparent power (Kva)               | ●     | ●     | ●        |
|                           | Active power (Kw)                  | ●     | ●     | ●        |
|                           | Reactive power (kVAr)              | ●     | ●     | ●        |
|                           | Power factor                       | ●     | ●     | ●        |
| <b>Mains Readings</b>     | Voltage between phases             |       | ●     | ●        |
|                           | Voltage between phases and neutral |       | ●     | ●        |
|                           | Current intensities                |       | ●     | ●        |
|                           | Frequency                          |       | ●     | ●        |
|                           | Apparent power                     |       | ●     |          |
|                           | Active power                       |       | ●     |          |
|                           | Reactive power                     |       | ●     |          |
| <b>Engine Readings</b>    | Coolant temperature                | ●     |       | ●        |
|                           | Oil pressure                       | ●     | ●     | ●        |
|                           | Fuel level (%)                     | ●     | ●     | ●        |
|                           | Battery voltage                    | ●     | ●     | ●        |
|                           | R.P.M.                             | ●     | ●     | ●        |
|                           | Battery charge alternator voltage  | ●     | ●     | ●        |
| <b>Engine Protections</b> | High water temperature             | ●     | ●     | ●        |
|                           | High water temperature by sensor   | ●     | ●     | ●        |
|                           | Low water temperature by sensor    | ●     | ●     | ●        |
|                           | Low oil pressure                   | ●     | ●     | ●        |
|                           | Low oil pressure by sensor         | ●     | ●     | ●        |
|                           | Low water level                    | ●     | ●     | ●        |
|                           | Unexpected shutdown                | ●     | ●     | ●        |
|                           | Fuel storage                       | ●     | ●     | ●        |
|                           | Fuel storage by sensor             | ●     | ●     | ●        |
|                           | Stop failure                       | ●     | ●     | ●        |
|                           | Battery voltage failure            | ●     | ●     | ●        |
|                           | Battery charge alternator failure  | ●     | ●     | ●        |
|                           | Overspeed                          | ●     | ●     | ●        |
|                           | Underspeed                         | ●     | ●     | ●        |
| Start failure             | ●                                  | ●     | ●     |          |
| Emergency stop            | ●                                  | ●     | ●     |          |

● Standard

⊙ Optional

|                               | M7X                                 | CEA 7   | CEC 7                | M7X+CEC7             |         |
|-------------------------------|-------------------------------------|---------|----------------------|----------------------|---------|
| <b>Alternator Protections</b> | High frequency                      | ●       | ●                    | ●                    |         |
|                               | Low frequency                       | ●       | ●                    | ●                    |         |
|                               | High voltage                        | ●       | ●                    | ●                    |         |
|                               | Low voltage                         | ●       | ●                    | ●                    |         |
|                               | Short-circuit                       | ●       | ●                    | ●                    |         |
|                               | Asymmetry between phases            | ●       | ●                    | ●                    |         |
|                               | Incorrect phase sequence            | ●       | ●                    | ●                    |         |
|                               | Inverse power                       | ●       | ●                    | ●                    |         |
|                               | Overload                            | ●       | ●                    | ●                    |         |
|                               | Genset signal drop                  | ●       | ●                    | ●                    |         |
| <b>Counters</b>               | Total hour counter                  | ●       | ●                    | ●                    |         |
|                               | Partial hour counter                | ●       | ●                    | ●                    |         |
|                               | Kilowatt meter                      | ●       | ●                    | ●                    |         |
|                               | Starts valid counters               | ●       | ●                    | ●                    |         |
|                               | Starts failure counters             | ●       | ●                    | ●                    |         |
|                               | Maintenance                         | ●       | ●                    | ●                    |         |
| <b>Communications</b>         | RS232                               |         | Ⓞ                    | Ⓞ                    |         |
|                               | RS485                               |         | Ⓞ                    | Ⓞ                    |         |
|                               | Modbus IP                           |         | Ⓞ                    | Ⓞ                    |         |
|                               | Modbus                              |         | Ⓞ                    | Ⓞ                    |         |
|                               | CCLAN                               |         | Ⓞ                    |                      |         |
|                               | Software for PC                     |         | Ⓞ                    | Ⓞ                    |         |
|                               | Analogue modem                      |         | Ⓞ                    | Ⓞ                    |         |
|                               | GSM/GPRS modem                      |         | Ⓞ                    | Ⓞ                    |         |
|                               | Remote screen                       |         | Ⓞ                    |                      |         |
|                               | Tele signal                         |         | Ⓞ (8 + 4)            |                      |         |
| J1939                         | Ⓞ M7XJ                              | Ⓞ       |                      | Ⓞ M7XJ               |         |
| <b>Features</b>               | Alarm history                       | ● (100) | ● (10) / (opc. +100) | ● (10) / (opc. +100) | ● (100) |
|                               | External start                      | ●       | ●                    | ●                    | ●       |
|                               | Start inhibition                    | ●       | ●                    | ●                    | ●       |
|                               | Mains failure start                 |         | ●                    | ●                    | ●       |
|                               | Start under normative EJP           | ●       | ●                    |                      | ●       |
|                               | Pre-heating engine control          | ●       | ●                    |                      | ●       |
|                               | Genset contactor activation         | ●       | ●                    | ●                    | ●       |
|                               | Mains & Genset contactor activation |         | ●                    | ●                    | ●       |
|                               | Fuel transfer control               | ●       | ●                    |                      | ●       |
|                               | Engine temperature control          | ●       | ●                    |                      | ●       |
|                               | Manual override                     | ●       | ●                    |                      | ●       |
|                               | Programmable alarms                 | ●       | ●                    |                      | ●       |
|                               | Genset start function in test mode  | ●       | ●                    | ●                    | ●       |
|                               | Programmable outputs                | ●       | ●                    |                      | ●       |
|                               | Multilingual                        |         | ●                    | ●                    | ●       |
| <b>Special Functions</b>      | GPS Positioning                     |         | Ⓞ                    |                      |         |
|                               | Synchronisation                     |         | Ⓞ                    |                      |         |
|                               | Mains synchronization               |         | Ⓞ                    |                      |         |
|                               | Second Zero elimination             |         | Ⓞ                    |                      |         |
|                               | RAM7                                |         | Ⓞ                    |                      |         |
|                               | Remote screen                       |         | Ⓞ                    |                      |         |
| Programming timer             |                                     | Ⓞ       |                      |                      |         |

● Standard      Ⓞ Optional




# CONTROL PANELS



## AS7

Automatic control panel WITHOUT Transfer Switch and WITHOUT mains control with M7X unit.

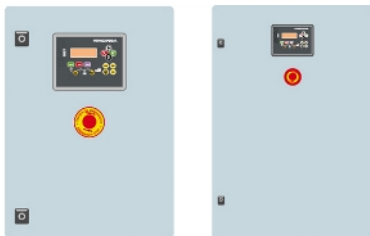
Digital control unit M7X



## AS5

AS5 with CEA7 unit. Automatic control panel without transfer switch and WITH mains control.

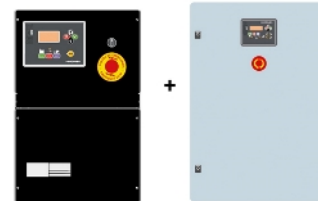
Digital control unit CEA7



## CC2

Himoinsa Switching cabinet WITH display.

Digital control unit CEC7



## AS7 + CC2

Automatic control panel WITH transfer switch and WITH mains control. The display will be on the genset and on the cabinet.

Digital control unit M7X+CEC7



## AC5

Automatic mains failure control panel. Wall-mounted cabinet WITH transfer switch and thermal magnetic protection (depending on current and voltage).

Digital control unit CEA7



## Electrical system

- Electric control and power panel with measurements devices and control unit (according to necessity and configuration)
- 4-pole thermal magnetic circuit breaker
- Electrical control panel with earth leakage protection
- Battery charger (standard on gensets with automatic control panels)
- Heating resistor (standard on sets with automatic control panels)
- Battery charger alternator with ground connection
- Starter battery/ies installed (cables and bracket included)
- Ground connection electrical installation with connection ready for ground spike (not supplied)
- Battery Switch (Opcional).